


Chemical Industry



Fast Facts

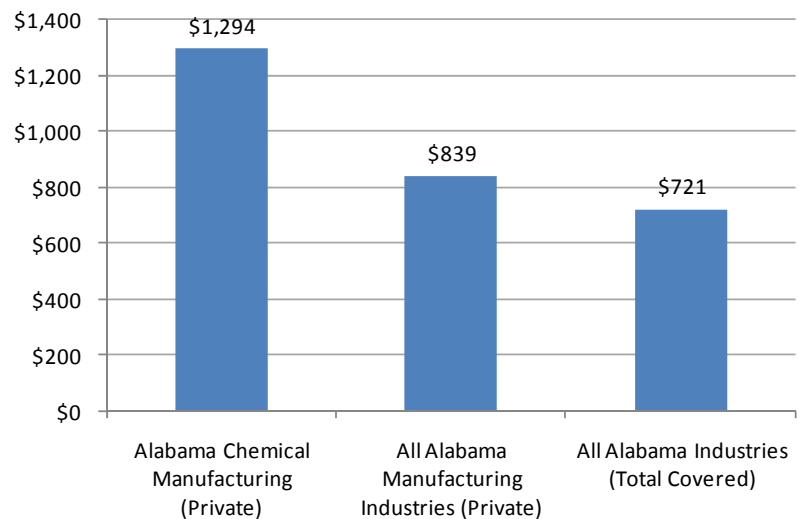
- Chemical manufacturing contributed \$1.86 billion to Alabama's \$142 billion State Gross Domestic Product in 2008.
- Chemical manufacturing exports were valued at \$2.27 billion in 2008, ranking the industry as the second largest exporter in the state.
- In 2008, output in the chemical sector fell 2.7 percent to approximately \$1.9 billion.
- Output for the chemicals and allied products sector is forecasted to decrease 1.2 percent in 2009, but is expected to grow 2.8 percent in 2010.



Employment and Average Weekly Wages

Employment in the chemical industry was 9,628 in 2007.

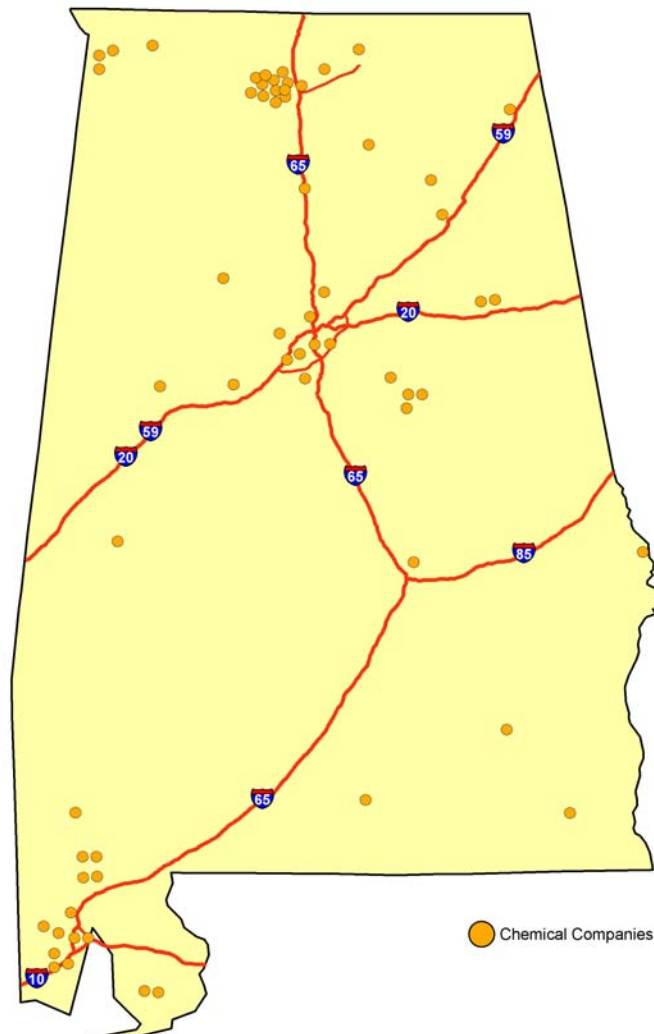
Source: Bureau of Labor Statistics, Quarterly Census of Employment and Wages, 2007 Annual Data;



Top Employers (100 or more employees)

- Advanced Systems Technologies
- Akzo Nobel
- Arkema Inc
- BASF Corp
- Beaulieu of America LLC
- Benjamin Moore & Co
- BP Decatur Works
- Cherokee Nitrogen Co
- Ciba Specialty Chemicals Corp
- Cytec Industries Inc
- Evonik Degussa Corp
- Engelhard Corp
- Ineos Phenol
- Kinpak Inc
- Mobile Paint Manufacturing Co
- Occidental Chemical Corp
- Olin Corp
- Pursell Technologies Inc
- RadiciSpandex Corp
- Solutia Inc
- Syngenta
- UOP LLC
- US Amines
- Vulcan Materials Co

Chemical Company Locations in Alabama



Company	County	Product	Jobs	Investment (Millions)
2009				
Gulf States International	Bullock	Cleaning products	20	N.A. (new)
2008				
BP America	Morgan	Paraxylene, naphthalene dicarboxylate acid and purified terephthalic acid (PTA)	11	\$225.0 (Expansion)
Daikin America	Morgan	Ethylene tetrafluoroethylene copolymer (ETFE)	25	\$66.0 (Expansion)
Gaylord Chemical	Tuscaloosa	DMSO-dimethyl sulfoxide	27	\$27.0 (New)
2007				
AlphaPet Inc.	Morgan	Polyethylene terephthalate (PET) resin	100	\$160.0 (New)
Degussa AG	Mobile	Rigid polymethacrylimide foam	14	\$10.0 (New)
2006				
Triton Polymer Matrix Composite Group	Jefferson	High tech plastics for the defense sector	25	\$2.5 (New)
Valspar Coatings	Jefferson	Coatings for the food and beverage industry	60	\$3.0 (Expansion)
2005				
Lakeshore Biomaterials	Jefferson	Biodegradable polymers	N.A.	N.A. (New)
LoneStar Plastics	Autauga	Polyethylene film products	100	\$16.0 (New)
2004				
Degussa	Mobile	Chemicals	4	\$13.0 (Expansion)
Kohler Company	Madison	Plastic plumbing fixtures	200	\$45.8 (Expansion)
Polymer Industries	Jackson	Industrial plastic parts	12	\$2.8 (Expansion)
Graham Packaging	Montgomery	Plastic containers	18	\$8.0 (Expansion)
Capitol Vial	Lee	Injection molded plastics	26	\$10.0 (Expansion)
Renosol Corporation	Dallas	Polyurethane seating	120	\$9.0 (New)
2003				
Polymer Industries	Jackson	Industrial plastics	15	\$3.0 (Expansion)
Pro-Cell	Baldwin	Extruded vinyl lumber products	30	\$6.0 (New)
CV Holdings	Lee	Medical and consumer containers	150	\$49.0 (New)
2002				
Elk Corporation	Tuscaloosa	Synthetic roofing products	121	\$77.0 (Expansion)
Plastipak Packaging, Inc.	Jefferson	Plastic containers	50	\$30.0 (New)
2001				
JVC America Inc.	Tuscaloosa	Compact discs, tapes and DVDs	50	\$12.5 (Expansion)
Nova Chemicals	Morgan	Polystyrene	-	\$6.5 (Expansion)
2000				
GE Plastics	Lowndes	Polycarbonate resin	-	\$185.0 (Expansion)

Sources

Alabama Dept. of Industrial Relations-Labor Market Division, www.dir.state.al.us/lmi
Alabama Economic Outlook 2009, Univ. of Alabama –Center for Business and Economic Research, <http://cber.cba.ua.edu>
American Chemistry Council, www.americanchemistry.com
U.S. Bureau of Economic Analysis, www.bea.gov
Harris Info, www.harrisinfo.com
U.S. Dept of Labor-Bureau of Labor Statistics, www.bls.gov
Economic Development Partnership of Alabama, www.edpa.org

Updated July 2009